



ADDENDUM NUMBER 5  
Building 470 Renovations  
Clarifications  
Bid #02112015-007

To: All Attending Bidders

From: Lucynda Massey, Accounting, Procurement, & Contracts Coordinator

Date: March 17, 2015

.....  
ITEM REFERENCE NO.      REVISION



**Drawings**

- 1) Sheet A3.01      Detail 07/A3.01, Revision: In lieu of fabricated wood chair rail shown on detail 07/A3.01 and revised in Addendum #2, provide and install extruded aluminum picture rail manufactured by Gus Design Group Inc. 223 Evans Avenue, Toronto, Ontario, M8Z1J5, or approved equivalent. Picture rail shall be continuous at all walls of Conference Room 109. Install doors and frames to allow for continuous picture rail installation. See attached Addendum 5 Revised Drawing 07/A3.01R.
  
- 2) Sheet M1.1      Clarification: New condensing unit CU-1 is a 4-ton unit. New condensing unit CU-2 is a 5 ton unit.
  
- 3) Sheet M2.1      Condensing Unit Schedule Clarification: New condensing unit CU-1 is a 4-ton unit. New condensing unit CU-2 is a 5 ton unit.


4) Sheet M2.1

Fan Coil Unit Schedule Clarification: Model #GMVC806048 is the model number for the gas fired furnace. The DX cooling coil model number indicates a 5 ton coil.

**Voice and Data Systems**

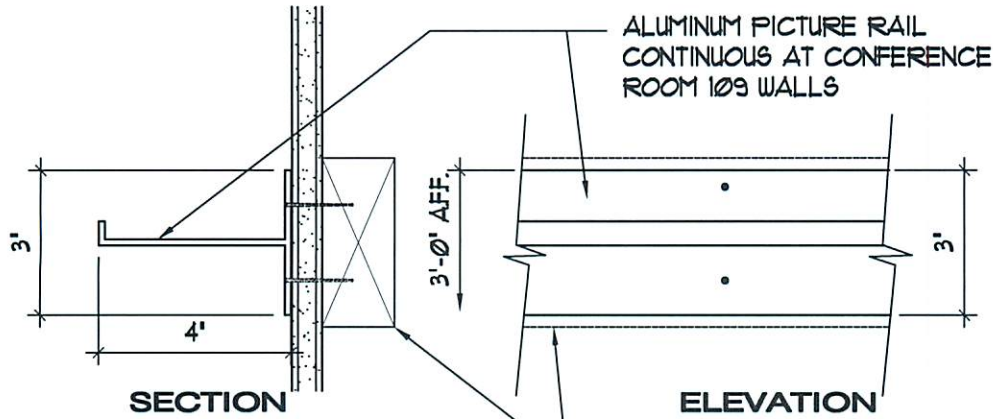
5) Voice & Data Systems

All bidders shall include voice and data cabling work per Addendum #3. This Addendum is available on the Brooks Development Authority website, section: Vendors and Bids, Bid Opportunities, Building 470 Renovation. The Addendum #3 includes Voice & Data Cabling Special Notes, T1.1 Floor Plan and Site Sheet T1.0 and T1.1 Floor Plan and Site Sheet T1.1. Additionally, Sheet E3.1 Special Systems Floor Plan – New Work indicates the number and location of voice and data cabling drops.



END OF ADDENDUM NUMBER 5

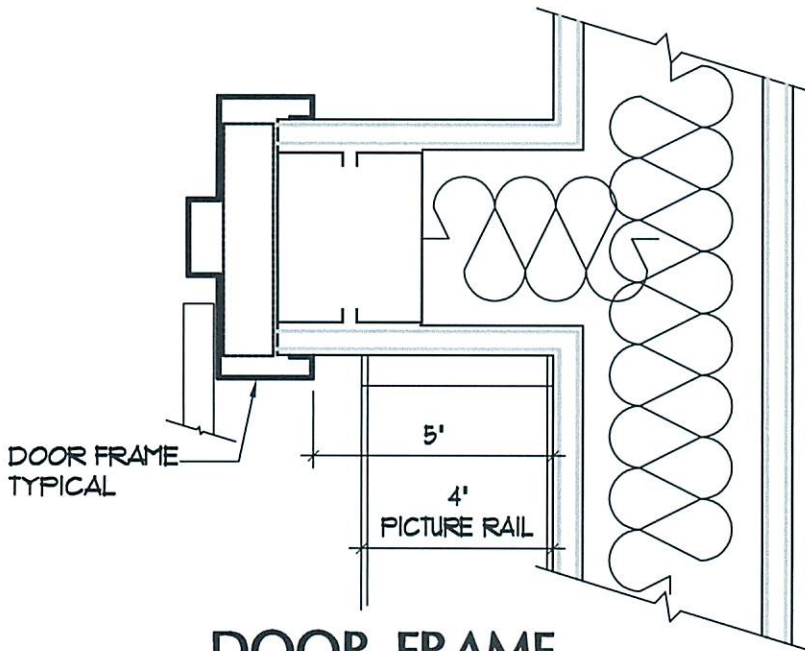
NOTE: INSTALL DOORS AND  
FRAMES IN CONFERENCE  
ROOM 109 TO ALLOW FOR  
CONTINUOUS PICTURE RAIL  
ALL WALLS



**01** PICTURE  
RAIL DETAIL  
SCALE 3"=1'-0"

ALUMINUM PICTURE RAIL  
CONTINUOUS AT CONFERENCE  
ROOM 109 WALLS

PROVIDE 2x4 WOOD  
BLOCKING CONTINUOUS IN  
WALLS FOR PICTURE RAIL IN  
CONFERENCE ROOM 109



**02** DOOR FRAME  
PLAN DETAIL  
SCALE 3"=1'-0"

JOB # / PROJECT TITLE  
14-06  
BROOKS CITY BASE  
BUILDING 470 RENOVATION

SHEET TITLE / #  
PICTURE RAIL  
A3.01-R

DRAWING TITLE

ADDENDA #5

Debra J. Dockery, Architect, P.C.

118 BROADWAY, SUITE 516  
SAN ANTONIO, TX 78205  
E: [debra@debradockeryarchitects.com](mailto:debra@debradockeryarchitects.com)  
T: 210.225.6130  
F: 210.225.7588

DATE

MAR 17, 2015

CADD FILE NAME

14-06  
FLOOR PLAN

